

RHEOLOGICAL APPROACH FOR AGRICULTURAL HYDROGELS

KRATOCHVÍLOVÁ Romana¹, KLUČÁKOVÁ Martina¹, SEDLÁČEK Petr¹, SMILEK Jiří¹,
KRÁČALÍK Milan²

¹Brno University of Technology, Faculty of Chemistry, Brno, Czech Republic, EU

²University of Johannes Kepler, Institute of Polymer Science, Linz, Austria, EU

Abstract

A soil in region of Czech Republic and Austria is continuously losing its natural property to retain water in its structure. Most of the water which comes from rains just goes through the soil into the groundwater and agricultural lands suffer by the lack of humidity. One of the reasons of this strange soil behaviour is caused by decreasing amount of organic soil matter. Solution of this problem can be found in application of superabsorbent polymers enriched by addition of active substance based on humic acids. This system of controlled released preparation is able to retain more water in the ground together with sustainable supply of humic acids which are important part of organic soil matter. Rheological properties of samples superabsorbent polymers enriched by humic acids were determined to prove if they are able to resist certain mechanical stress which they will have to hold out after agricultural application.

Keywords: Superabsorbent, Hydrogel, Controlled release, Fertilizer, Rheometry, Swelling

1. INTRODUCTION

Many researchers are trying to solve the problem with continuous increasing degradation of agricultural lands. The ground is still more and more devastated mainly because of its wasteful cultivation and excessive fertilization. These facts have big impact on the loss of soil organic matter. The solution of these problems can be found in application of humic substances which constitute the most ubiquitous source of soil organic matter in nature [1]. They have important role in soil fertility such as stimulating plant growth, enhancing the resistance of crops, improving soil structure and increasing soil retention of water and fertilizer [2].

The most important fraction of humic substances are humic acids [3]. There is a very complex way of their dissolution in the water solution which affects their transport from soil into the herbal body [4]. Research of humic acid's transportation is very important mainly because of our understanding of their function in nature [4 - 7]. They are able to diffuse themselves through various environment moreover they can work as a transport vehicle for other compounds [7]. The application of humic acids into the environment is very important especially for their ability to form water-soluble complex in reaction with metals [8 - 11].

Superabsorbent polymers are loosely crosslinked, three dimensional networks of flexible polymer chains that carry dissociated, ionic groups which cause their ability to absorb large quantities of water and other aqueous solutions without dissolving by solvation of water molecules via hydrogel bonds.

Superabsorbent polymers have a wide range of usage. In the field of agriculture and environmental protection they are very often used as a water hanger during a dry season nowadays. In contrary they avoid to decay of plants' root system in the time of heavy rains. There is a new trend in a field of superabsorbent polymers and it is an incorporation of fertilizers into the gel structure. This can be consider as a functional system which allows controlled release of substances that support growing and maturing of plants. Such mechanism solves the problem with flushing of fertilizers into deep underground water and avoids to overfertilize of ground as well [12, 13].

In this work, novel superabsorbent material for agricultural and environmental application was reported. The properties of specific superabsorbent polymers are extremely important for selecting a material for a given

application. Here will be discussed method of characterizing superabsorbent polymers using rheological techniques to probe their mechanical response. Further, there will be comparison of their swelling behaviour.

2. EXPERIMENTAL

2.1. Materials

Six different samples of superabsorbent polymers based on acrylic acid were used in this work. All of them have a certain addition of NPK fertilizer. Some of them have also an addition of humic substance in a form of commercial lignohumate. Furthermore the samples also differ in a content of acrylamide in the structure. There was big effort to avoid presence of acrylamide in the structure of superabsorbent because of its toxicity. Accurate representation of these selected substances can be found in **Table 1**.

Table 1 Composition of superabsorbent samples

sample	A	B	C	D	E	F
NPK [%]	1	10	1	10	1	10
lignohumate	no	no	yes	yes	Yes	yes
acrylamide	yes	yes	no	no	Yes	yes

These samples were prepared in cooperation with Amagro, s.r.o. company and their composition will not be specified in more details because of the intellectual property protection.

2.2. Swelling measurements

Monitoring of swelling behavior was carried out by very simple method, sometimes referred to as “tea bag” method. 0.5 g of each sample was immersed in excess distilled water of volume 200 mL at room temperature for 24 hours to reach the swelling equilibrium. Swollen samples were then separated from unabsorbed water. Water absorbency in distilled water of the superabsorbent composite Q , was calculated using the following equation:

$$Q = \frac{m - m_0}{m_0}, [\text{g/g}] \quad (1)$$

where m_0 and m are the weights of the dry sample and swollen sample, respectively. Q is calculated as grams of water per gram of dry sample. On the **Fig. 1a**) is displayed xerogel of superabsorbent polymer before immersion to the excess of distilled water. On the b) there is a swollen gel after 24 hours in the water.




Fig. 1 a) Xerogel of superabsorbent polymer; b) Swollen superabsorbent polymer

2.3. Viscoelastic measurements

The viscoelastic experiments of the fully swollen superabsorbent polymer particles were carried out in Anton Paar Physica MCR 501 rheometer (see **Fig. 2**) partially according to a previously reported method [14]. The measurement was done at 30 ± 2 °C using a parallel plate system (PP25-SN6375, 1 mm diameter) at 1 mm gap. Viscoelastic measurements, oscillation - frequency sweep and strain sweep, were performed for each sample and the obtained values of moduli G' and G'' were compared. Storage modulus G' is proportional to the extent of the elastic component and loss modulus G'' is rational to the extent of the viscous component of the system. The strength of materials is measured by the magnitude of $\tan \delta$ (the ratio G''/G'), where δ is a phase angle.

3. RESULT AND DISCUSSION

Swelling behaviour of all superabsorbent samples were determined by the measurement of water absorbency. The results show that all samples exhibit very good swelling properties, as it is displayed on **Fig. 3**. The results revealed some interesting findings. The samples differed from each other by special composition that is shown in **Table 1**. There is a significant negative effect on superabsorbent swelling properties caused by the higher content of NPK in the structure of sample. These samples B, D and F reflect much lower ability to absorb surrounding water and they were not followed to the further testing. Samples with an addition of lignohumate swelled significantly better than samples without lignohumate. That is caused by hydrophilic character of lignohumate.



Fig. 2 Anton Paar Physica MCR 501

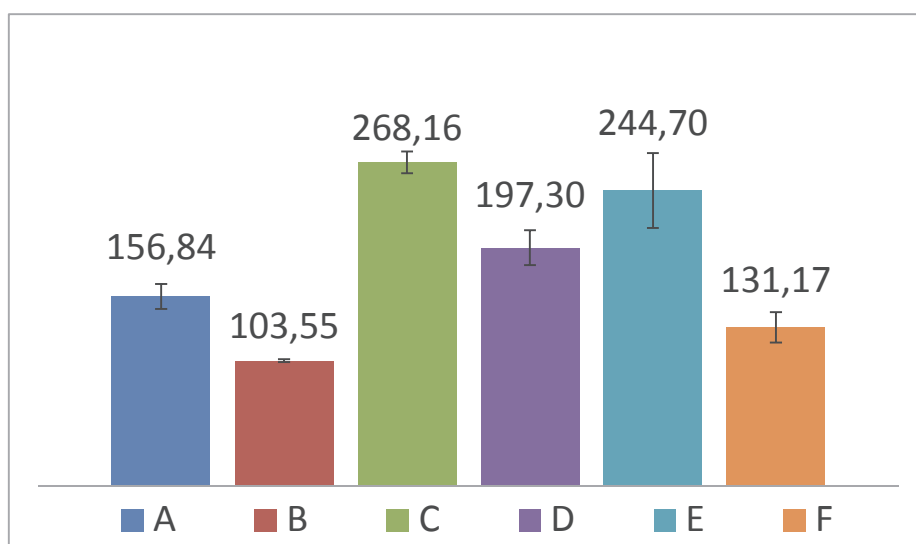


Fig. 3 Water absorbency Q of SAP samples, [g/g]

Viscoelastic studies of these swollen superabsorbent samples were determined by means of the rheological method. Determination of the linear viscoelastic region was performed by strain sweep experiments. Loss modulus and storage modulus are independent of the stress amplitude as it is displayed on **Fig. 4**. The storage modulus was always larger than the loss modulus at the linear viscoelastic region.

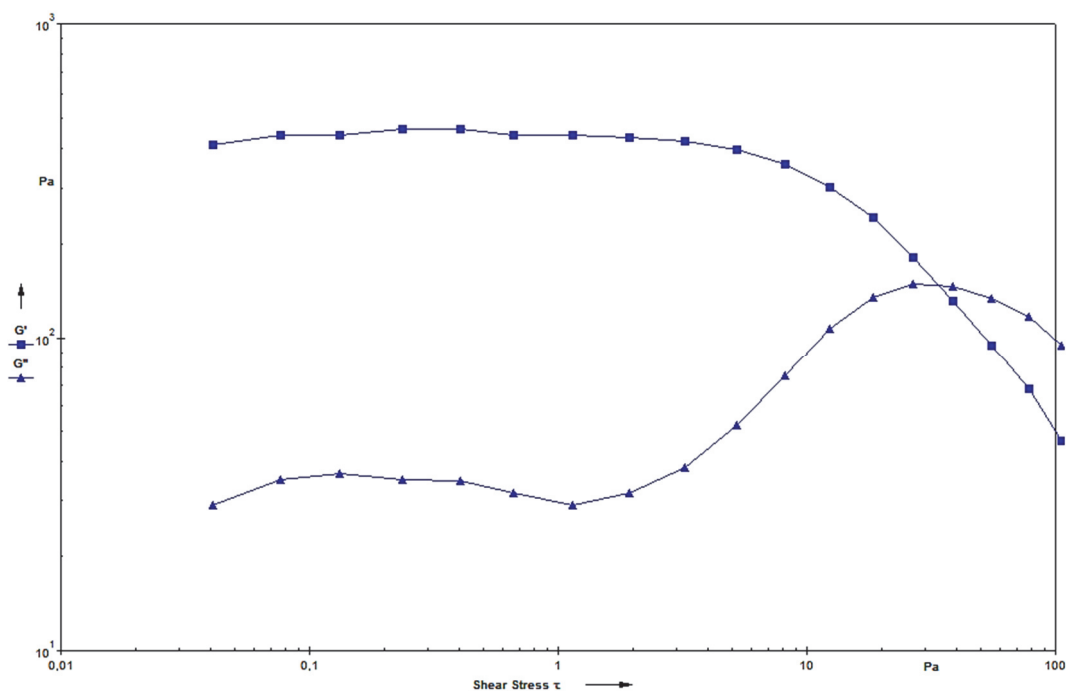


Fig. 4 Example of measured viscoelastic properties of the superabsorbent

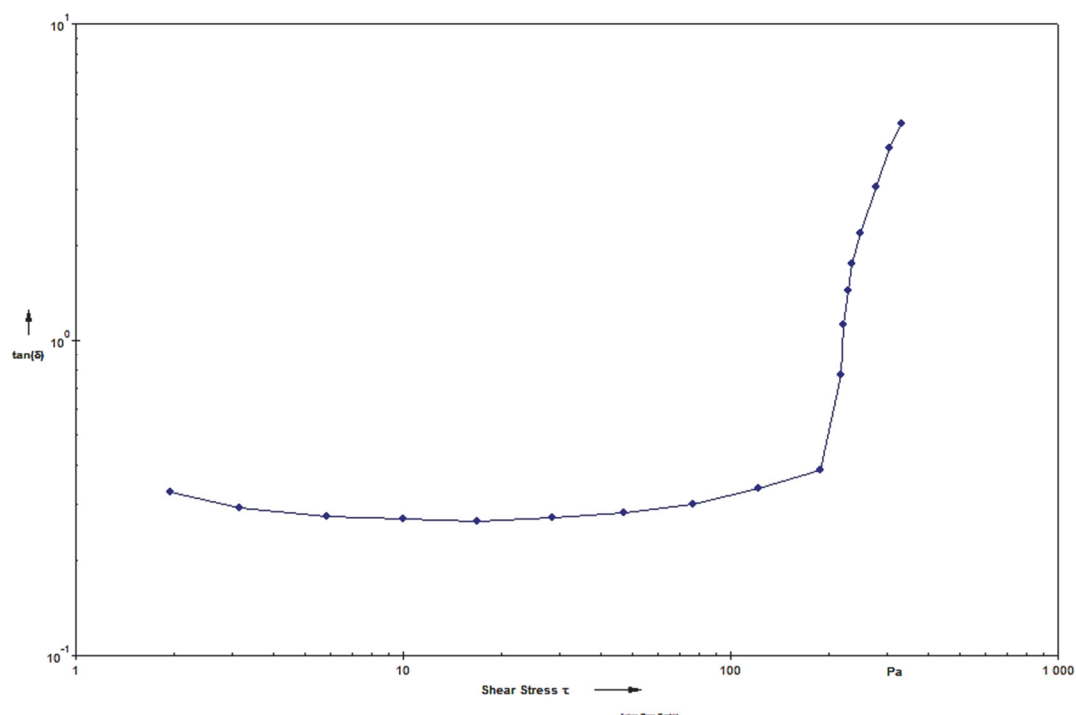


Fig. 5 Example of measured viscoelastic properties of the superabsorbent

Values of $\tan \delta$ are plotted in **Fig. 5**. As is mentioned before, $\tan \delta$ is the ratio of G''/G' , where is a phase angle. If the value of $\tan \delta$ is larger than 1, it means G'' is higher than G' , the system behaves like a liquid. In contrary, if the value of $\tan \delta$ is smaller than 1, it means G'' is smaller than G' , the superabsorbent exhibits solid-like behaviour. Accordingly, the strength of the interaction or network structure is basically measured by the magnitude of $\tan \delta$. The smaller the $\tan \delta$ is, the stronger the interaction becomes. There are results which show that the strength of the superabsorbents inversely correlates with their water absorbency.

4. CONCLUSION

Novel superabsorbent composites for agricultural and environmental usage were developed and investigated. There were several samples with various composition compared. The result of our experiments showed that we are able to prepare superabsorbent polymers of various swelling behaviour. Storage modulus obtained from viscoelastic measurements indicated that an increase in swelling capacity led to a decrease in gel strength. Used samples of superabsorbent polymers behave as viscoelastic solids. Because the polymer network is crosslinked, the gel network consists of one very large branched polymer which spans the entire gel. These samples exhibit huge potential to become one of the modern forms of fertilizer which can provide matrix for sustainable controlled release system.

ACKNOWLEDGEMENTS

The authors acknowledge the financial supports provided by project AKTION Czech Republic - Austria No. 73p17 Characterisation of complex systems for biological applications using advanced rheological spectroscopical techniques.

REFERENCES

- [1] PICCOLO, A. a H.S.C. MBAGWU. Exogenous humic substances as conditioners for the rehabilitation of degraded soils. *Agro Food Ind. Hi Tech.* 1997, (8): 2-4.
- [2] LAL, R. Soil Carbon Sequestration Impacts on Global Climate Change and Food Security. *Science*. 2004, 304(5677): 1623-1627. DOI: 10.1126/science.1097396. ISSN 0036-8075.
- [3] STEVENSON, F. *Humus Chemistry: Genesis, Composition, Reactions*. 2nd Ed. New York: John Wiley and Sons, Inc., 1994, 496 s. ISBN 04-715-9474-1.
- [4] KLUČÁKOVÁ, M.; KOLAJOVÁ, R. Dissociation Ability of Humic Acids: Spectroscopic Determination of pKa and Comparison with Multi-step Mechanism. *Reactive and Functional Polymers* 2014. Vol. 78, No. 1, p. 1-6.
- [5] ATALAY, Yasemin B., Richard F. CARBONARO a Dominic M. DI TORO. Distribution of Proton Dissociation Constants for Model Humic and Fulvic Acid Molecules. *Environmental Science*. 2009, **43**(10): 3626-3631.
- [6] Comparison Between the Effect of Ionic Strength on Acidity and Dissociation Constants of Humic Acids Extracted from Sewage Sludge and Nile Water Hyacinth Composts. *Global Journal of Environmental Research* 6. 1. 2009, (43): 36-43.
- [7] KLUČÁKOVÁ, M.; PEKAŘ, M. Transport of Copper(II) Ions in Humic Gel - New Results from Diffusion Couple. *Colloids and Surfaces, A: Physicochemical and Engineering Aspects* 2009. Vol. 349, No. 1-3, p. 96-101.
- [8] LUBAL, P., D. ŠIROKÝ, D. FETSCH a J. HAVEL. The acidobasic and complexation properties of humic acids Study of complexation of Czech humic acids with metal ions. *Talanta*. 1988, **47**(2): 401-412.
- [9] LUBAL, P., D. FETSCH, D. ŠIROKÝ, M. LUBALOVÁ, J. ŠENKÝR a J. HAVEL. Potentiometric and spectroscopic study of uranyl complexation with humic acids. *Talanta*. 2000, **51**(5): 977-991.
- [10] PACHECO, M.L. a J. HAVEL. Capillary zone electrophoretic (CZE) study of uranium(VI) complexation with humic acids. In: *Journal of Radioanalytical and Nuclear Chemistry* [online]. 2001, **248**(3), s. 565-570.
- [11] GHABBOUR, Elham A. *Humic Substances: Versatile Components of Plants, Soil and Water*. Cambridge: Royal Society of Chemistry, 2000, 341s. ISBN 08-540-4855-3.
- [12] DAVIDSON, Drew, Frank X. GU a Richard M. WILKINS. Materials for Sustained and Controlled Release of Nutrients and Molecules To Support Plant Growth. *Journal of Agricultural and Food Chemistry*. 2012, 60(4): 343-356.
- [13] LIU, Guodong, Lincoln ZOTARELLI, Yuncong LI, David DINKINS, Qingren WANG a Monica OZORES-HAMPTON. Controlled-Release and Slow-Release Fertilizers as Nutrient Management Tools. EDIS - Electronic Data Information Source - UF/IFAS Extension [online]. University of Florida, 2014.
- [14] POURJAVADI, Ali a Hossein HOSSEINZADEH. Synthesis and Properties of Partially Hydrolyzed Acrylonitrile-co-Acrylamide Superabsorbent Hydrogel. *Bulletin of the Korean Chemical Society*. 2010-11-20, vol. 31, issue 11, s. 3163-3172.