

SYNTHESIS OF THE ZrB₂-SiC ULTRA-HIGH TEMPERATURE CERAMIC POWDER BY PLASMA SPHEROIDIZATION

^{1,2}Ivan GONCHAROV, ¹Nikolay RAZUMOV, ¹Nikolai OZERSKOI, ¹Aleksei SILIN,
¹Tagir MAKHMUTOV, ¹Artem KIM, ¹Anatoly POPOVICH

¹ Peter the Great St. Petersburg polytechnic university, St.Petersburg, Russian Federation,
9670522@mail.ru

² Politecnico di Milano, Milan, Italy, ivan.goncharov@polimi.it

<https://doi.org/10.37904/metal.2020.3606>

Abstract

The mixture of ZrB₂ and SiC powders were used as a raw material. The powders were milled in a planetary ball mill, blended with polyvinyl alcohol, and sieved to 0-125 μm. After sieving, the powder was spheroidized in Tekna Tek 15 ICP plasma plant. During the spheroidization, the ceramic powder melts and form a compound, containing ZrB₂-SiC and rapidly crystallized forming dense spherical shaped powders, suitable for additive manufacturing or sintering techniques.

Keywords: UHTC, additive manufacturing, powders, plasma spheroidization

1. INTRODUCTION

Ultra-high temperature ceramics (UHTCs) are candidate materials for a variety of aerospace applications owing to their unique combination of properties, including high melting temperature (>3273 K), high strength, and high elastic modulus [1–6]. Among them, Zirconium diboride (ZrB₂) is an outstanding material owing to its high melting temperature (>3000K), low theoretical density (6.09 g/cm³), high thermal conductivity (65-135 W/mK) and relatively low thermal expansion coefficient [7]. Above 1400°C, however, the oxidation resistance of pure ZrB₂ is very poor due to the volatilization of B₂O₃ and a residual porous ZrO₂ layer [8]. Adding SiC can significantly improve the oxidation resistance of ZrB₂-based coatings in the moderately high temperature range by the formation of borosilicate glass [9].

As a result of its strong covalent bond and low self-diffusion coefficient, it is challenging to fabricate the nearly fully dense ZrB₂-based ceramic or dense ZrB₂-based coating [10,11]. For sintering the ZrB₂-SiC ceramic, the main preparation technologies include hot pressing, reactive hot pressing, pressureless sintering, and spark plasma sintering (SPS) [12–15]. Until now, to further improve the densification of the ZrB₂-SiC ceramic, adding sintering aids and adjusting sintering parameters have been tried in several previous works. As for the ZrB₂-SiC coating, many methods, including plasma spraying [16], vapour silicon infiltration (VSI) [17], painting slurry [18], in situ reaction [19], and pack cementation [19]. Wang et al.[20] designed a gradient structure and prepared a dense and defect-free SiC-ZrB₂-MoSi₂ coating on SiC coated C/C composites using supersonic plasma spraying. Li et al. [21] introduced a relatively low melting point WB into ZrB₂-SiC coatings to improve the densification and oxidation resistance of the coating. The eutectic ZrB₂-SiC composition powder were obtained by plasma spheroidization for spray spraying [22].

In this work the results of synthesis of the ZrB₂-SiC spherical powders from elemental powder mixture by plasma spheroidization are presented.

2. MATERIALS AND METHODS

The elemental powders of ZrB₂ and SiC were used as raw materials. The powder mixture of 80ZrB₂-20SiC (vol%) was blended in planetary ball mill Fritsch Pulverisette 4 with the addition of 5 (vol%) of the Polyvinylalcohol (PVA) as a binder reagent. After the milling, the mixture was sieved into the 0-125 μm fraction with subsequent plasma spheroidization in 15 kW ICP plasma torch (by Tekna Plasma Systems inc.) with powder feed rate 4 g/min in argon-hydrogen plasma. The phases were analyzed by XRD Bruker D8 ADVANCE. The microstructure of samples was characterized using SEM Mira3 Tescan. The chemical elements distribution was studied by X-ray elemental mapping.

3. RESULTS AND DISCUSSION

Figure 1 shows the ZrB₂-SiC phase diagram [6]. The addition of the SiC leads to a decrease in the melting temperature and form the eutectic composition. The XRD results (**Figure 2**) shows the diffraction peaks of the SiC, ZrB₂ and the presence of the Si and C. The latter may be the signs of the dissociation of the SiC under the high-temperature plasma treatment.

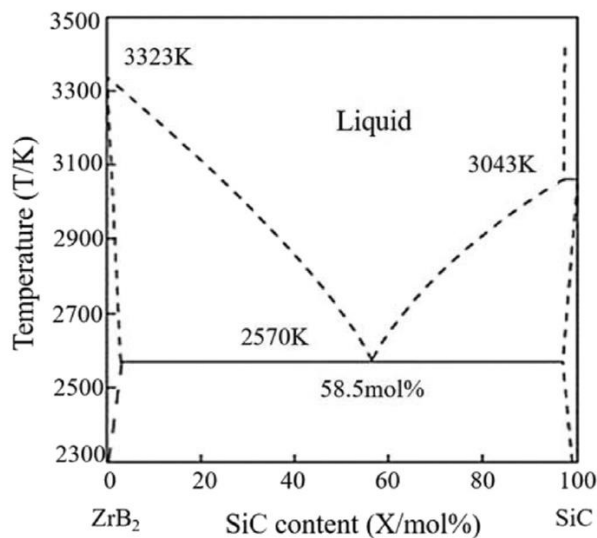


Figure 1 SiC-ZrB₂ phase diagram [6]

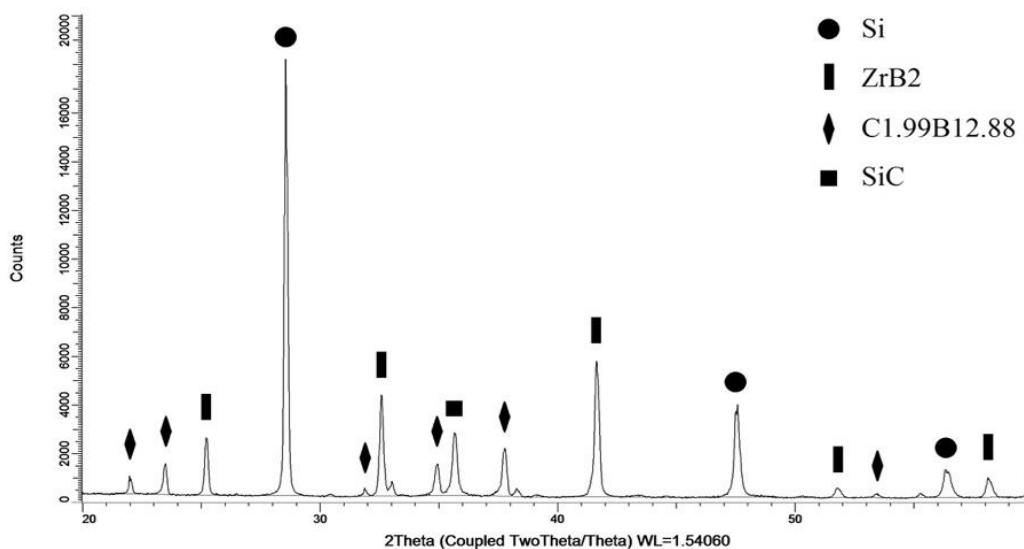


Figure 2 XRD pattern of the powder after plasma spheroidization

The morphology of the powders after plasma spheroidization is presented by near-ideal spherical shape particles with the presence of nanoparticles that agglomerated around the particles due to the electrostatic interaction (**Figure 3**). Those nanoparticles are the result of overheating, vaporizing and condensing of the smaller particles in the fraction and the decomposition of the PVA with the resulting carbon nanoparticles. On the surfaces of the particles, it can be noticed the signs of the epitaxial growth of the ceramics.

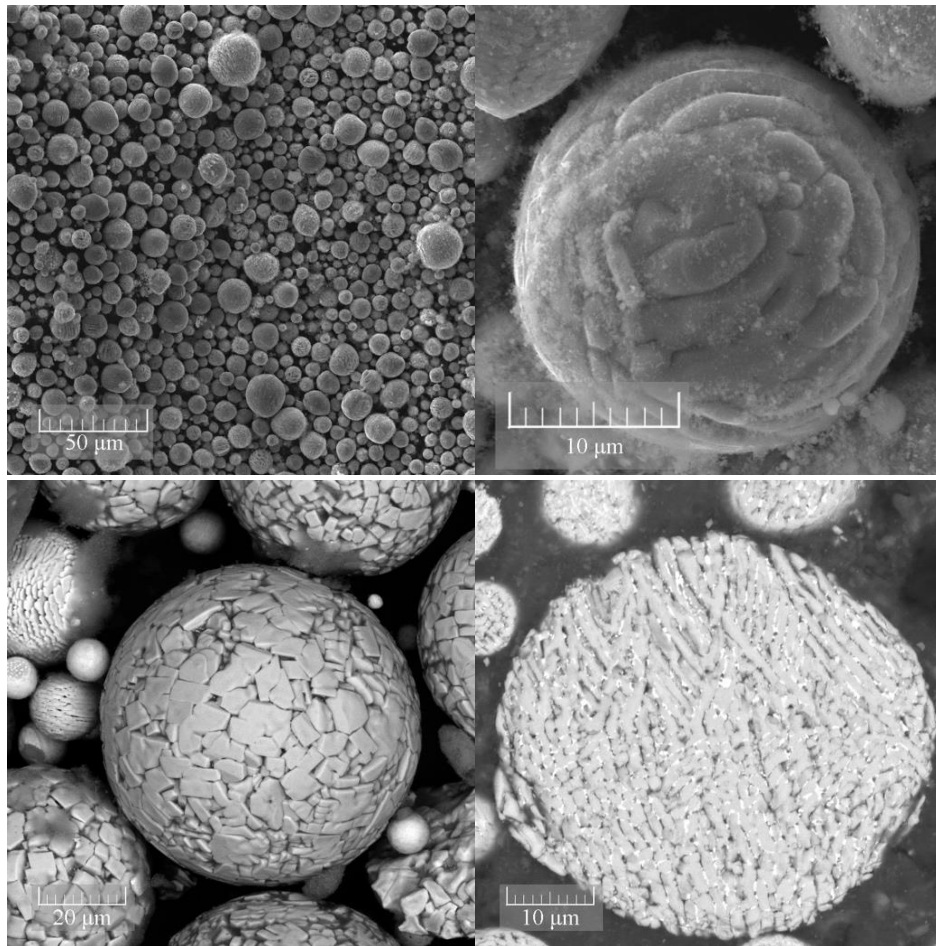


Figure 3 SEM micrographs of the powder after plasma spheroidization

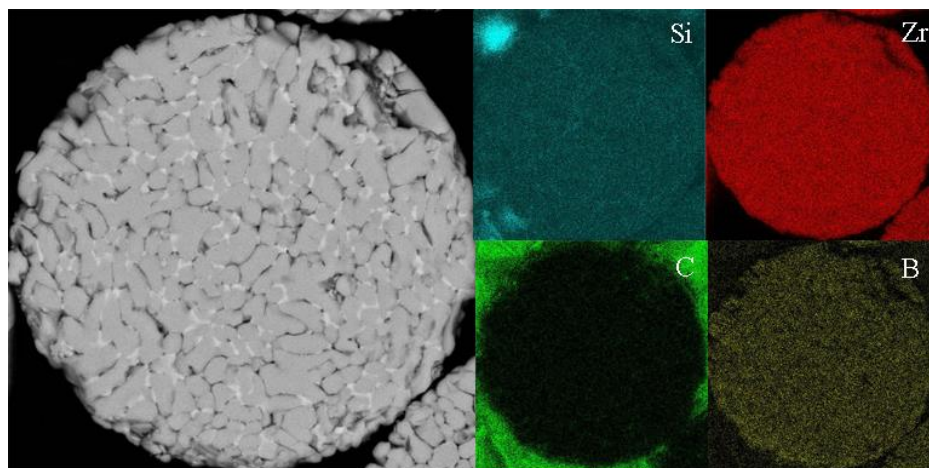


Figure 4 Elemental mapping of the powder particle after plasma spheroidization

The elemental mapping (**Figure 4**) shows the distribution of the chemical elements in the powder particle volume. The distribution is relatively uniform across the powder particle. The microstructure consists of the lamellar eutectic-type structure with contrasting phases of SiC+ZrB₂. It can be seen, the majority of the particles are dense and there are no signs of the hollow particles, which means in addition to the spherical morphology and fraction, that the plasma spheroidized ZrB₂-SiC powder meets the requirements for the additive manufacturing technologies, such as binder jetting.

4. CONCLUSION

In the present work, the dense spherical powders of the mixture 80ZrB₂-20SiC (vol%) were obtained by mechanical mixing and plasma spheroidization.

The microstructure of the powder consist of the uniformly distributed lamellar-eutectic type of structure with contrasting phases, which in accordance with XRD can be determined as ZrB₂+SiC. There also a noticeable amount of nanoparticles as a result of the decomposition of the organic binder and smaller particles due to the overheating in plasma.

The spherical shaped dense particles can further be used for additive manufacturing technologies such as binder jetting.

ACKNOWLEDGEMENTS

This research was supported by Russian Science Foundation grant (project No 19-79-30002)

REFERENCES

- [1] FAHRENHOLTZ, W.G., G.E. HILMAS, TALMY, I.G., ZAYKOSKI, J.A. Refractory diborides of zirconium and hafnium. *J. Am. Ceram. Soc.* 2007, vol. 90, pp. 1347–1364. <https://doi.org/10.1111/j.1551-2916.2007.01583.x>.
- [2] OPEKA, M.M., TALMY, I.G., WUCHINA, E.J., ZAYKOSKI, J.A. CAUSEY, S.J. Mechanical, thermal, and oxidation properties of refractory hafnium and zirconium compounds. *J. Eur. Ceram. Soc.* 1999, vol. 19, pp. 2405-2414. [https://doi.org/10.1016/s0955-2219\(99\)00129-6](https://doi.org/10.1016/s0955-2219(99)00129-6).
- [3] SAVINO, R., DE STEFANO FUMO, M., PATERNA, D., SERPICO, M. Aerothermodynamic study of UHTC-based thermal protection systems. *Aerosp. Sci. Technol.* 2005, vol. 9, pp. 151-160. <https://doi.org/10.1016/j.ast.2004.12.003>.
- [4] GUO, S.Q. Densification of ZrB₂-based composites and their mechanical and physical properties: A review. *J. Eur. Ceram. Soc.* 2009, vol. 29, pp. 995-1011. <https://doi.org/10.1016/j.jeurceramsoc.2008.11.008>.
- [5] ZIMMERMANN, J.W., HILMAS, G.E., FAHRENHOLTZ, W.G., MONTEVERDE, F., BELLOSI, A. Fabrication and properties of reactively hot pressed ZrB₂-SiC ceramics. *J. Eur. Ceram. Soc.* 2007, vol. 27, pp. 2729-2736. <https://doi.org/10.1016/j.jeurceramsoc.2006.11.074>.
- [6] ZHANG, H., JAYASEELAN, D.D., BOGOMOL, I., REECE, M.J., HU, C., GRASSO, S., LEE, W.E. A novel microstructural design to improve the oxidation resistance of ZrB₂-SiC ultra-high temperature ceramics (UHTCs). *J. Alloys Compd.* 2019, vol. 785, pp. 958-964. <https://doi.org/10.1016/j.jallcom.2019.01.208>.
- [7] HU, C., NIU, Y., HUANG, S., LI, H., REN, M., ZENG, Y., ZHENG, X., SUN, J. In-situ fabrication of ZrB₂-SiC/SiC gradient coating on C/C composites. *J. Alloys Compd.* 2015, vol. 646, pp. 916-923. <https://doi.org/10.1016/j.jallcom.2015.05.205>.
- [8] HU, P. GUOLIN, W., WANG, Z. Oxidation mechanism and resistance of ZrB₂-SiC composites. *Corros. Sci.* 2009, vol. 51, pp. 2724–2732. <https://doi.org/10.1016/j.corsci.2009.07.005>.
- [9] SUN, S., LIU, Y., MA, Z., WANG, F., ZHU, S., GUO, J., HONG, C. Effect of powder pre-oxidation on the microstructure and ablation resistance of ZrB₂-SiC coating. *J. Alloys Compd.* 2020, vol. 832, pp. 154881. <https://doi.org/10.1016/j.jallcom.2020.154881>.
- [10] MONTEVERDE, F., SAVINO, R. Stability of ultra-high-temperature ZrB₂-SiC ceramics under simulated atmospheric re-entry conditions. *J. Eur. Ceram. Soc.* 2007. <https://doi.org/10.1016/j.jeurceramsoc.2007.02.201>.

- [11] SUN, S., MA, Z., LIU, Y., LIU, L., WANG, F., LUAN, X. Ablation mechanism and properties of SiO₂ modified ZrB₂-SiC coatings fabricated on C/C composites via plasma spraying technology. *Surf. Coatings Technol.* 2020. <https://doi.org/10.1016/j.surfcoat.2019.125132>.
- [12] MONTEVERDE, F., SAVINO, R., DE STEFANO FUMO, M. Dynamic oxidation of ultra-high temperature ZrB₂-SiC under high enthalpy supersonic flows. *Corros. Sci.* 2011. <https://doi.org/10.1016/j.corsci.2010.11.018>.
- [13] GUO, W.M., VLEUGELS, J., ZHANG, G.J., WANG, P.L., VAN DER BIEST, O. Effect of heating rate on densification, microstructure and strength of spark plasma sintered ZrB₂-based ceramics. *Scr. Mater.* 2010. <https://doi.org/10.1016/j.scriptamat.2010.02.002>.
- [14] MALLIK, M., KAILATH, A.J., RAY, K.K., MITRA, R. Effect of SiC content on electrical, thermal and ablative properties of pressureless sintered ZrB₂-based ultrahigh temperature ceramic composites. *J. Eur. Ceram. Soc.* 2017. <https://doi.org/10.1016/j.jeurceramsoc.2016.09.024>.
- [15] ZHANG, Z.-Y., DENG, G.-J., KONDO, N., YANG, J.-F., OHJI, T. Reactive hot pressing of ZrB₂-SiC composites. *J. Am. Ceram. Soc.* 2004. <https://doi.org/10.1111/j.1151-2916.2000.tb01558.x>.
- [16] SUN, S., MA, Z., LIU, Y., LIU, L., WANG, F., GUO, J. Induction plasma spheroidization of ZrB₂-SiC powders for plasma-spray coating. *J. Eur. Ceram. Soc.* 2018. <https://doi.org/10.1016/j.jeurceramsoc.2017.12.061>.
- [17] ZHOU, H., GAO, L., WANG, Z., DONG, S. ZrB₂-SiC oxidation protective coating on C/C composites prepared by vapor silicon infiltration process. *J. Am. Ceram. Soc.* 2010. <https://doi.org/10.1111/j.1551-2916.2009.03481.x>.
- [18] YANG, X., WEI, L., SONG, W., BI-FENG, Z., ZHAO-HUI, C. ZrB₂/SiC as a protective coating for C/SiC composites: Effect of high temperature oxidation on mechanical properties and anti-ablation property. *Compos. Part B Eng.* 2013, vol. 45, pp. 1391-1396. <https://doi.org/10.1016/j.compositesb.2012.07.007>.
- [19] REN, X., LI, H., CHU, Y., FU, Q., LI, K. Preparation of oxidation protective ZrB₂-SiC coating by in-situ reaction method on SiC-coated carbon/carbon composites. *Surf. Coatings Technol.* 2014, vol. 247, pp. 61-67. <https://doi.org/10.1016/j.surfcoat.2014.03.017>.
- [20] LU, W., QIAN-GANG, F., FENG-LING, Z. A novel gradient SiC-ZrB₂-MoSi₂ coating for SiC coated C/C composites by supersonic plasma spraying. *Surf. Coatings Technol.* 2017. <https://doi.org/10.1016/j.surfcoat.2017.01.019>.
- [21] LI, C., NIU, Y., LIU, T., HUANG, L., ZHONG, X., ZHENG, X., DING, C. Effect of WB on oxidation behavior and microstructure evolution of ZrB₂-SiC coating. *Corros. Sci.* 2019, vol. 155, pp. 155-163. <https://doi.org/10.1016/j.corsci.2019.04.034>.
- [22] SUN, S., LIU, Y., MA, Z., ZHU, S., HONG, C., CHEN, H., MA, K. Fabrication of ZrB₂-SiC powder with a eutectic phase for sintering or plasma spraying. *Powder Technol.* 2020. <https://doi.org/10.1016/j.powtec.2020.06.019>.